

Tribe

Technical Information Pack

Hospitality

Hotel

Leisure

Residential

Workspace

YARWOOD

Leather

Tribe Leather Technical Information Pack

We look forward to working with you as your leather supplier, here are the main advantages of working with us:

Accredited to ISO9001, Yarwood provides a wide range of leather and faux leather ranges which are suitable for the contract and hospitality, marine, residential and workplace sectors. Yarwood also offer specialist aviation and automotive leathers and faux leathers.

As well as supplying leather and faux leathers, we offer a cutting service which allows you to save time and money by having your order delivered as cut parts.

Additionally, we also offer a sewing service, once again allowing you to save money by having your leather or faux leather cut and sewn ready for assembly.

Please see enclosed the colour palette, technical information and fire certification for the Tribe range.

All our leathers have a minimum order quantity of one hide.

If you require any samples of our ranges, further information or to place an order, please contact the Sales Office:

+44 (0) 113 252 1014
sales@yarwoodleather.com

YARWOOD
Leather



Range Information - Tribe

The benchmark for pre-distressed leathers.

This natural full grain leather is distressed using our bespoke hand finished process, giving every hide a unique texture and patina. The end result is a leather that looks old before its time, the old worn bomber jacket, the cowboy’s chaps or the old family bible that’s been passed through the generations, each telling a different story.

Key Facts

- Full Grain Leather
- Embraces natural characteristics
- Av. Hide Size - 5m²

Fire Regulations

- Meets Cigarette & Match as standard
- Meets Crib 5 as standard

Please remember that leather is a natural product and there may be natural variation between samples and final batch.
All samples should be treated as a guide for colour and texture only.

Tribe Technical Information

Application Usage

Hospitality | Hotel | Leisure | Residential | Workspace

Certification on following pages

Test Results

Material Characteristics

Thickness	1.3 - 1.5mm ± 0.1mm
Mass	1100g/m2 ± 5%
Average Hide Size	5m²

Wear Tests

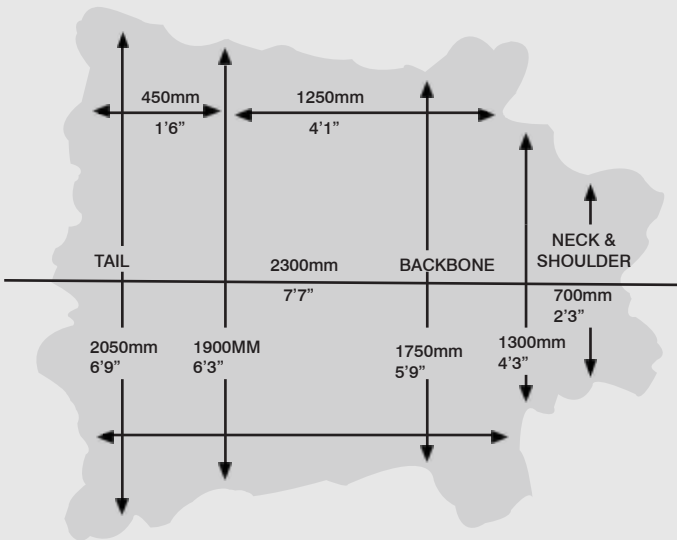
Test	Method	Result
Fastness to Light	BS EN ISO 105-B02:1999	Blue Wool 3 (min)
Fastness to Rubbing	BS EN ISO 11640:1998	20 Wet/50 Dry
Tear Strength	BS EN ISO 3377-1:2002	40N

Flammability Tests

		Test	Result
Domestic FR	(Cigarette + Match)	BS 5852: Part 1: 1979	Pass
Contract FR	(Crib 5)	BS 5852:2006 - Ig source 5	Pass

Typical Tribe Hide Size

The illustration shown below is a guide to the shape and size of a typical hide. Every hide is different and can vary in size. When ordering leather, please be sure to allow for natural wastage that will occur due to the shape of the hide, a minimum of 30% should be used, contact your sales representative for further guidance.



Tribe Range

Tribe is available in warm range of natural, earthy colours that compliment its story.

The average hide size is a large 5 square meters and we purposefully seek out hides that tell a tale.

Knicks, burns, scars and marks all tell the story of this product’s journey and accentuate its character.

A guide to distressed leathers

Yarwood’s distressed leather ranges are hand finished, this bespoke process gives each hide a unique patina.

The beauty of distressed leather comes from the individuality of each seating piece made, the natural characteristics found in leather are enhanced to provide character.

This therefore means that in these leathers, the colour and shade may differ between hides and also within the same hide.


All samples should be treated as a guide for colour and texture only.

Damson




1296PRFG001

Lynx




1306PRFG001

Ecru




1303PRFG001

Barley




1304PRFG001

Sequoia




1301PRFG001

Africa



1300PRFG001

Zulu



1302PRFG001

Using Tribe

With any product, it is important to ensure the right material is being used for your application.

A unique leather which enhances with time. Embrace natural characteristics and tones no matter the seating.

Fire Regulations

- Meets Cigarette & Match as standard
- Meets Crib 5 as standard

See the following page for a comprehensive care and cleaning guide.

Using Tribe in Hospitality or Contract Design

Whilst Tribe has limited physical properties in terms of stain resistance and light fastness, it is a product that won't break; Tribe will grow old gracefully just like a reclaimed timber floor.

Tribe has been used throughout restaurant and bar designs, is a favourite for boutique hotel designs.

Deboss detail is also a popular option for further creating unique seating with Tribe.

As with all Yarwood ranges, Tribe comes Crib 5 as standard, for Crib 5 certification please see the end of this technical information pack.

Using Tribe in Residential Design

Classic armchairs, reading nooks or home office seating, Tribe brings natural tones to home interiors.

For Cigarette + Match Fire certification please see the end of this technical information pack.

Using Tribe in Workplace Design

Create a 'same but different' feel to workplace design with Tribe. With every piece telling its own story, just how every employee brings something unique to the team.

Tribe has been used in boardroom design, providing a luxury look and feel.

For Crib 5 certification please see the end of this technical information pack.



Tribe Care and Cleaning Guide

Tribe is a very natural leather with a truly naked finish.

The grain is lightly abraded that gives a velvet type texture and gives Tribe its distinctive nap. The nap is very fine due to the tight fibers in the grain layers of the hide.

General Care of Tribe

The biggest enemy to a piece of upholstery is the build-up of material on the surface of the leather. If material is allowed to build up, when you move against the surface of the leather instead of only rubbing material against the surface, the leather grabs any free material and rubs said material under force and pressure against the surface of the leather.

This can cause severe abrasion of the surface. We recommend vacuuming the leather, as this removes the dirt particles and prevents them abrading against the surface of the leather.

Dusting with a cloth is also a suitable process.

Wet Stains

All stains should be removed immediately.

The simple answer is to simply remove any excess liquid or puddles with a damp lint free cloth.

It is very important to remove any excess as quickly as possible from the surface. Tribe has a porous surface, so if stains are not cleaned quickly the stain can penetrate into the fibre structure of the leather where it will become much harder to remove.

DO NOT use household cleaning products, anything with a solvent base will solubilize the finishes we use to manufacture the leather and will damage the leather.

For any residual stains, use leather cleaning wipes to gently remove the stain from the leather. Most stains should be removable if treated quickly and carefully.

Dry or longer term stains

If the area is dry to the touch, apply leather cleaning wipes by rubbing in a gentle circular motion.

DO NOT use nail varnish remover, acetone, bleach, household detergent, hair spray or other cleaning products other than a damp cloth.

Most household cleaners contain solvents to solubilize the contaminant as such that they can be removed with a damp cloth. The solvent will remove the stain but will also start to dissolve the leather finish.

If in doubt, please get in touch for guidance.

Natural Characteristics of Leather

No two animal hides or skins are identical, just as no two people’s skins are the same, with everyone having different cuts, scars and hair follicle sizes.

These are all natural characteristics of the animals that occur throughout their normal life.

Here are a few examples of natural marks that can be found throughout leather hides.

Instead of taking steps to remove these “imperfections”, we ask you to embrace leather for what it is, a natural and beautiful material.

Don’t see an imperfection, see character and how the authentic piece of furniture will add to your project.

Neck Grain

The majority of animals used to make leather will naturally graze on grass. This involves bending and stretching their necks daily in order to feed.

This constant moving creates creases and growth marks on the back of the neck.

As the age of the animal increases, the number and size of the neck grain will also increase.


On finished leather these grains will appear as textured lines.



Stretch Marks

In the same way in which humans develop stretch marks whilst growing, animals used for leather also have these identifiable marks.

Although this is arguably more common in the female hides and skins, with the obvious factor of childbirth and also the differing amounts of fats present in the skin.



Skin Disease

Psoriasis and eczema are as common in animals as they are in humans. Areas of the skin may be non-uniform where these conditions have been present.

Insect bites and parasite damage may leave varying marks and scars on the skin.



Veins

Just as you see the veins in your own skin, vein lines can appear on finished leather.

This occurs when bacteria is attracted to any remaining nutrient rich blood, in the original pathways of the blood vessels before leather manufacturing begins.

Skin is worn away and degraded into the pattern of the original pathways.



Scars

Animals may come into contact with various objects during their lifetime that can cut the skin, including barbed wire or other animal’s horns, which may result in the scarring of the skin.

Human intervention such as branding, which is done for ownership purposes, and any medical surgery could also leave a permanent scar.

Once these scars are healed, the tissue is slightly raised, however, it keeps intact its structural integrity.



Shade Differentiation

Each individual person has a different skin tone to those next to them, this is also the case in animal hides.

Factors such as age, weight and size can affect the penetration of the dyestuffs. However, strict controls are applied to the chemical conditions to try ensure an even take up.

In a full grain hide you may find that there are different tonal hues, this is quite normal and is down to the dyeing process emphasising the natural transparency of the hide.

It is important to treat samples as a guide for colour and texture.

FLAMMABILITY TEST CERTIFICATE - 84460

COMPANY DETAILS: YARWOOD LEATHER
UNIT 13, TREEFIELD INDUSTRIAL ESTATE
GELDERD ROAD, LEEDS, WEST YORKSHIRE
LS27 7JU

CONTACT NAME(S): JOHN EDWARD
TEL: 01282 696969
EMAIL: john.edward@yarwoodleather.com

DATE RECEIVED: 21/09/2020
DATE TESTED: 28/09/2020
DATE ISSUED: 28/09/2020
PO NUMBER: PO2045

SAMPLE DESCRIPTION: TRIBE
COLOUR: NOT STATED
QUALITY/BATCH REF: NOT STATED
MODEL REF: NOT STATED
COMPOSITION: LEATHER
SAMPLE END USE: NOT STATED
MANUFACTURER: NOT STATED
SUPPLIER/BUYER: NOT STATED

TEST METHOD(S):

BS 5852:2006 Clause 11 – Method of test for the ignitibility of upholstered composites ignition source 5.

PRE-TREATMENT:

The sample received has not been subjected to any pre-treatment prior to testing.

CONDITIONING:

The sample was conditioned for 72 hrs in ambient conditions for at least 24 hrs in a specified atmosphere at $23 \pm 2^{\circ}\text{C}$ and $50 \pm 5\% \text{ r h}$.

Authorised By:



Zeb Alam
Operations Director

Mark Jones
Quality Manager

Karen Brooks
Managing Director

FLAMMABILITY TEST CERTIFICATE – 84460

TEST RESULTS:

“The Following test results relate only to the ignitibility of the combination of the materials under the particular conditions of test; they are not intended as a means of assessing the full potential fire hazard of the materials in use.”

TEST RESULTS:

TEST CRITERIA – BS 5852:2006 Source 5	INITIAL TEST	REPEAT TEST
Flaming Ceased:	03.47	04.24
PROGRESSIVE SMOULDERING CRITERIA (4.1)		
FILLING MATERIAL USED:	CMHR 35	CMHR 35
b) Detectable amounts of smoke, heat or glowing 60 mins after crib ignition?	NO	NO
c) Displays unsafe escalating combustion, requires to be forcibly extinguished?	NO	NO
d) Smouldering consumed the test specimen within the duration of the test?	NO	NO
e) Smoulder to the extremities i.e. upper or lower margins, either side or to its full thickness?	NO	NO
f) On final inspection, any evidence of charring more than 100 mm in any direction (apart from upwards) from the original nearest position?	NO	NO
FLAMING CRITERIA (4.2)		
b) Flaming continued for more than 10 minutes after the ignition of the crib?	NO	NO
c) Displays unsafe escalating combustion, requires to be forcibly extinguished?	NO	NO
d) Flaming and/or smouldering consumed the test specimen within the duration of the test?	NO	NO
e) Flame front reaches the lower margin, either side or passes through the full thickness?	NO	NO
TEST RESULTS	PASS	PASS

CONCLUSION:

The sample supplied **meets** the test criteria of BS 5852:2006 Clause 11

END OF REPORT

Test Certificate 84461 - 1

Report Details

Report Number	84461 - 1	Date Tested	25-Sep-20	Date Issued	28-Sep-20
Service Requested	BS 5852 Part 1: 1979 - Schedule 4 Part 1 & Schedule 5 Part 1 + Water Soak				

Customer Details

Company Name	YARWOOD LEATHER LTD			
Customer Contact	John Edward	Company Address	TREEFIELDS INDUSTRIAL ESTATE	
Customer Ref/PO	PO2045		GELDERD ROAD	
			LS27 7JU	

Customer Details - As Supplied by the Customer

Sample Description LEATHER
Fibre Composition

Quality/Batch Ref TRIBE

Colour

Sample End Use

Model Ref

Manufacturer

Supplier / Buyer

Specification:

Schedule 4 Part 1 (The Cigarette test) and Schedule 5 Part 1 (The Match test) of The Furniture Furnishings (Fire) (Safety) Regulations 1988 (as amended). S.I. 1324.

Test Methods:

BS 5852 Part 1: 1979 – Methods of test for the ignitability by smokers' materials of upholstered composites for seating.

Conditioning:

The sample was conditioned for 72 hrs in ambient conditions then for at least 24 hrs in a specified atmosphere at $20 \pm 5^{\circ}\text{C}$ and $50 \pm 20\%$ relative humidity.

Pre-Treatment:

Water soak procedure in accordance with BS 5651: 1978 – Clause 4 (as amended by The Furniture and Furnishings (Fire) (Safety) Regulations 1988

Please note: The uncertainty of measurement is taken into account when stating conformance to the specification. The measured value(s) marked* are compared with the 'acceptance interval' which is determined by reducing the specification limits by the expanded test uncertainty $U_{k=2}$ (approximately 95% confidence interval). Results outside these limits are declared as 'fail'. All test results issued on this certificate refer only to the item under test as supplied by the customer. This test certificate shall not be duplicated.

T: 0161 5050 650 E: technical@ifs-labs.com A: Textile Innovation House, 1 Lyons Road, Trafford Park, Manchester, M17 1RN
Copyright IFS Laboratories Limited

Test Certificate 84461 - 1

Test Results

The Following test results relate only to the ignitibility of the combination of the materials under the particular conditions of test; they are not intended as a means of assessing the full potential fire hazard of the materials in use.

Test Type	Schedule 4 Part 1	Initial Test	Repeat Test
Filling Material Used:		VP45 20-22Kg/m ³	VP45 20-22Kg/m ³
Smouldering Duration [mm:ss]:		FTS	FTS
Progressive smouldering and/or flaming observed within one hour of the placement of the cigarette:		<input type="checkbox"/>	<input type="checkbox"/>
Evidence of melting:		<input type="checkbox"/>	<input type="checkbox"/>
Evidence of charring:		<input checked="" type="checkbox"/>	<input checked="" type="checkbox"/>
Evidence of dripping:		<input type="checkbox"/>	<input type="checkbox"/>
Cover Split		<input type="checkbox"/>	<input type="checkbox"/>
Forcibly Extinguished		<input type="checkbox"/>	<input type="checkbox"/>
Test Result		PASS	PASS

Test Type	Schedule 5 Part 1	Initial Test	Repeat Test
Filling Material Used:		VP45 20-22Kg/m ³	VP45 20-22Kg/m ³
Smouldering / Flaming / Glowing Duration [mm:ss]:		0:00	0:00
Progressive smouldering observed within one hour after the removal of the flame:		<input type="checkbox"/>	<input type="checkbox"/>
Evidence of melting:		<input type="checkbox"/>	<input type="checkbox"/>
Evidence of charring:		<input checked="" type="checkbox"/>	<input checked="" type="checkbox"/>
Evidence of dripping:		<input type="checkbox"/>	<input type="checkbox"/>
Flaming continued for more then 120 seconds after the removal of the burner:		<input type="checkbox"/>	<input type="checkbox"/>
Forcibly Extinguished		<input type="checkbox"/>	<input type="checkbox"/>
Test Result		PASS	PASS

Please note: The uncertainty of measurement is taken into account when stating conformance to the specification. The measured value(s) marked* are compared with the 'acceptance interval' which is determined by reducing the specification limits by the expanded test uncertainty Uk=2 (approximately 95% confidence interval). Results outside these limits are declared as 'fail'. All test results issued on this certificate refer only to the item under test as supplied by the customer. This test certificate shall not be duplicated.

T: 0161 5050 650 E: technical@ifs-labs.com A: Textile Innovation House, 1 Lyons Road, Trafford Park, Manchester, M17 1RN
Copyright IFS Laboratories Limited

Overall Result: PASS

The sample supplied meets the UK Furniture and Furnishing (Fire)(Safety) Regulations 1988 (amended 1989, 1993, 2010) S.I.1324

Authorised Signature:



Zeb Alam

Operations Director

END OF REPORT

Please note: The uncertainty of measurement is taken into account when stating conformance to the specification. The measured value(s) marked* are compared with the 'acceptance interval' which is determined by reducing the specification limits by the expanded test uncertainty $U_k=2$ (approximately 95% confidence interval). Results outside these limits are declared as 'fail'. All test results issued on this certificate refer only to the item under test as supplied by the customer. This test certificate shall not be duplicated.

T: 0161 5050 650 E: technical@ifs-labs.com A: Textile Innovation House, 1 Lyons Road, Trafford Park, Manchester, M17 1RN
Copyright IFS Laboratories Limited

Get in touch

Treefield Industrial Estate
Gelderd Road
Morley, Leeds
LS27 7JU
UK

t: +44 (0) 113 252 1014
f: +44 (0) 113 252 7391
e: sales@yarwoodleather.com
w: www.yarwoodleather.com
s: [@yarwoodleather](https://www.instagram.com/yarwoodleather)